




# 2010 BMW 135i Coupe M Sport, 3.0L Turbocharged,



Purchase Price

\$18,995

Includes GST

Excludes on-road costs of \$795

Indicative repayments

\$161.83 per week\*

Based on a 36 month term & no deposit.

Total repayments (156) = \$25,245.5

finance

NOW

Gain peace of mind with Mechanical Breakdown Insurance. Ask us how.

autosure

INSURANCE

Top features

None Listed

Body Style	Coupe	Reg No.	-
Odometer	96,500 km	Ext Colour	White
Engine	3000 cc	History	-
Fuel Type	Petrol	Seats	-
Transmission	Automatic	CO2 Emissions	☆☆☆☆☆☆
Wheels	-	291 grams/km	
VIN	WBAUC72060VF21807	Energy Economy	☆☆☆☆☆☆
Interior	-	Annual fuel cost of \$4,740	
Safety	<div><div>5 star safety rating</div><div>Based on 2024 UCSR rating for 04-13 models</div></div>	12.1L per 100km	
		Cost per year is an estimate based on petrol price of \$2.80 per litre and an average distance of 14000 km. Emissions and Energy Economy figures standardised to 3P WLTP.	
		Stock ID: 1448	



Auto Legend - Albany | Phone 092186379 | Email sales@autolegend.co.nz  
Albany, Auckland  
<http://www.autolegend.co.nz/>

\* Auto Legend - Albany is not a lender nor a financial adviser. Any amounts displayed should not be seen as an offer of finance or taken as financial advice. The interest rate, fees and loan term used in this calculation may not actually represent those available from lenders. Actual interest rates, fees and loan terms will vary per lender and are typically based on an assessment of your credit risk and responsible lending criteria. Any repayment amounts displayed are indicative only and have been calculated using several other indicative inputs. The interest rate used in this calculation is an arbitrary 13.95%, however exact interest rates vary per lender. The term of the loan used in this calculation is 36 month. Exact terms available vary per lender although options typically include 6, 12, 18, 24, 36, 48 and 60 months. This calculation also includes two typical mandatory fees charged by lenders. These are an account admin fee of \$10.00 per month (other payment frequencies may be available) and a one-off establishment fee of \$450.00. Typically, this fee can be paid upfront or, as in this calculation, be capitalised over the contract term, ie. included in the loan amount. These fees can vary per lender and other non-mandatory fees and charges may also apply. The total amount of repayments has been calculated by multiplying 156 weekly repayments (based on a 36 month term) by the weekly repayment amount of \$161.83 which equals \$25,245.50. This calculator does not consider any of your own personal circumstances and we strongly suggest you seek budgeting advice prior to committing to any loan contract. Responsible lending criteria and lender terms and conditions will likely apply to any finalised loan contract. Proof of security and/or vehicle insurance may also be required before proceeding.