



2015 BMW X6 4.4 Liter Twin Turbo V8, xDrive 4wd




Purchase Price **\$39,995**

Includes GST
Excludes on-road costs of \$795

Indicative repayments

\$327.34 per week*

Based on a 36 month term & no deposit.
Total repayments (156) = \$51,065.43



Gain peace of mind with
Mechanical Breakdown
Insurance. **Ask us how.**



Top features

- » 360 Cameras
- » 4 New Tyres
- » ABS Braking
- » ABS Braking w/ EBD
- » AC
- » Air Bag(s)
- » Air Con
- » Air Conditioning
- » Alloys
- » Auto Lights
- » Automatic Lights
- » Automatic Wipers
- » Bluetooth
- » Body Kit (Factory)
- » Car Stereo
- » Central Locking
- » Child Seat Anchor Poin...
- » cruise control

Body Style
5 door, RV/SUV

Odometer
48,852 km

Engine
4400 cc

Fuel Type
Petrol

Transmission
Automatic, 4WD

Wheels
-

VIN
WBAKU620700G72215

Interior
-

Safety



Reg No.

-

Ext Colour

Grey

History

-

Seats

-

CO2 Emissions

★ ★ ☆ ☆ ☆ ☆

251 grams/km

Energy Economy

★ ☆ ☆ ☆ ☆ ☆

Annual fuel cost of \$4,230
10.8L per 100km

Cost per year is an estimate based on petrol price of \$2.80 per litre and an average distance of 14000 km. Emissions and Energy Economy figures standardised to 3P WLTP.

Stock ID: 2100



Auto Legend - Albany | Phone 092186379 | Email sales@autolegend.co.nz
Albany, Auckland
<http://www.autolegend.co.nz/>

* Auto Legend - Albany is not a lender nor a financial adviser. Any amounts displayed should not be seen as an offer of finance or taken as financial advice. The interest rate, fees and loan term used in this calculation may not actually represent those available from lenders. Actual interest rates, fees and loan terms will vary per lender and are typically based on an assessment of your credit risk and responsible lending criteria. Any repayment amounts displayed are indicative only and have been calculated using several other indicative inputs. The interest rate used in this calculation is an arbitrary 13.95%, however exact interest rates vary per lender. The term of the loan used in this calculation is 36 months. Exact terms available vary per lender although options typically include 6, 12, 18, 24, 36, 48 and 60 months. This calculation also includes two typical mandatory fees charged by lenders. These are an account admin fee of \$10.00 per month (other payment frequencies may be available) and a one-off establishment fee of \$450.00. Typically, this fee can be paid upfront or, as in this calculation, be capitalised over the contract term, ie. included in the loan amount. These fees can vary per lender and other non-mandatory fees and charges may also apply. The total amount of repayments has been calculated by multiplying 156 weekly repayments (based on a 36 month term) by the weekly repayment amount of \$327.34 which equals \$51,065.43. This calculator does not consider any of your own personal circumstances and we strongly suggest you seek budgeting advice prior to committing to any loan contract. Responsible lending criteria and lender terms and conditions will likely apply to any finalised loan contract. Proof of security and/or vehicle insurance may also be required before proceeding.